



kybella<sup>®</sup>

(deoxycholic acid) injection 10 mg/mL



Jason A.

Untouched photos taken at the first and after the final treatment sessions.

**Sex: M Age: 36 Weight (before/after): 180lbs/180.5lbs**

**Total mls (all treatment sessions): 19**

**Individual results may vary.**



Please see Important Safety Information on pages 6-7



Jason A.

Please see Important Safety Information on pages 6-7




Adra J.

Untouched photos taken at the first and after the final treatment sessions.

**Sex: F Age: 35 Weight (before/after): 142.5lbs/143lbs**

**Total mls (all treatment sessions): 12**

**Individual results may vary.**



Please see Important Safety Information on pages 6-7



Adra].

Please see Important Safety Information on pages 6-7



David C.

Unretouched photos of paid model taken before the first and after the final treatment sessions.

**Sex: M Age: 55 Weight (before/after): 192.5lbs/195lbs**

**Total mls (all treatment sessions): 12**

**Individual results may vary.**



Please see Important Safety Information on pages 6-7



David C.

## **KYBELLA® Indication and Important Safety Information**

### **Indication**

KYBELLA® (deoxycholic acid) injection is indicated for improvement in the appearance of moderate to severe convexity or fullness associated with submental fat in adults.

The safe and effective use of KYBELLA® for the treatment of subcutaneous fat outside the submental region has not been established and is not recommended.

### **Important Safety Information**

#### **Contraindications**

KYBELLA® is contraindicated in the presence of infection at the injection sites.

#### **Warnings and Precautions**

##### *Marginal Mandibular Nerve Injury*

Cases of marginal mandibular nerve injury, manifested as an asymmetric smile or facial muscle weakness, were reported in 4% of subjects in the clinical trials; all cases resolved spontaneously (range 1-298 days, median 44 days). KYBELLA® should not be injected into or in close proximity to the marginal mandibular branch of the facial nerve.

##### *Dysphagia*

Dysphagia occurred in 2% of subjects in the clinical trials in the setting of administration-site reactions, eg, pain, swelling, and induration of the submental area; all cases of dysphagia resolved spontaneously (range 1-81 days, median 3 days). Avoid use of KYBELLA<sup>®</sup> in patients with current or prior history of dysphagia as treatment may exacerbate the condition.

#### *Injection-Site Hematoma/Bruising*

In clinical trials, 72% of subjects treated with KYBELLA<sup>®</sup> experienced hematoma/bruising. KYBELLA<sup>®</sup> should be used with caution in patients with bleeding abnormalities or who are currently being treated with antiplatelet or anticoagulant therapy as excessive bleeding or bruising in the treatment area may occur.

#### *Risk of Injecting Into or in Proximity to Vulnerable Anatomic Structures*

To avoid the potential of tissue damage, KYBELLA<sup>®</sup> should not be injected into or in close proximity (1 cm-1.5 cm) to salivary glands, lymph nodes, and muscles.

#### **Adverse Reactions**

The most commonly reported adverse reactions in the pivotal clinical trials were: injection site edema/swelling, hematoma/bruising, pain, numbness, erythema, and induration.

Please visit [www.mykybella.com](http://www.mykybella.com) for [full Prescribing Information](#).

© 2016 Allergan. All rights reserved. All trademarks are the property of their respective owners.

**APC22DK16**